

Scaled data based on original data using  
LM-79-08 Approved Method: Electrical and Photometric Measurements of Solid-  
State Lighting Products

Test Report Prepared for  
Cooper Lighting Solutions  
(formerly Eaton)

Brand: McGRAW-EDISON

Report Number: P318512

Luminaire Tested: **GLEON-SA8A-827-U-T3**

Issue Date: 3/3/2020

**Test Information**

Test Method: LM-79-08  
Report Number: P318512  
TEST IS SCALED FROM IESNA LM-79-08 TEST DATA (G2-1903-205-14)  
Test Lab: INNOVATION CENTER  
Issue Date: 3/3/2020  
Manufacturer: COOPER LIGHTING SOLUTIONS (FORMERLY EATON)  
Product Line: McGRAW-EDISON  
Catalog Number: GLEON-SA8A-827-U-T3  
Description: GALLEON AREA AND ROADWAY LUMINAIRE  
(8) 80 CRI, 2700K, 615mA LIGHTSQUARES WITH 16 LEDS EACH AND TYPE III OPTICS  
Light Source: -  
Ballast/Driver: ELECTRONIC DRIVER

**Summary**

Lumens per Lamp: N/A  
Luminaire Lumens: 27463 lumens  
Efficiency: N/A  
Efficacy: 106.9 lumens/watt  
Luminous Opening: Rectangular (W 2' x L: 1' x H: 0')  
IES Classification: Type III - Short  
BUG Rating: B3 - U0 - G4

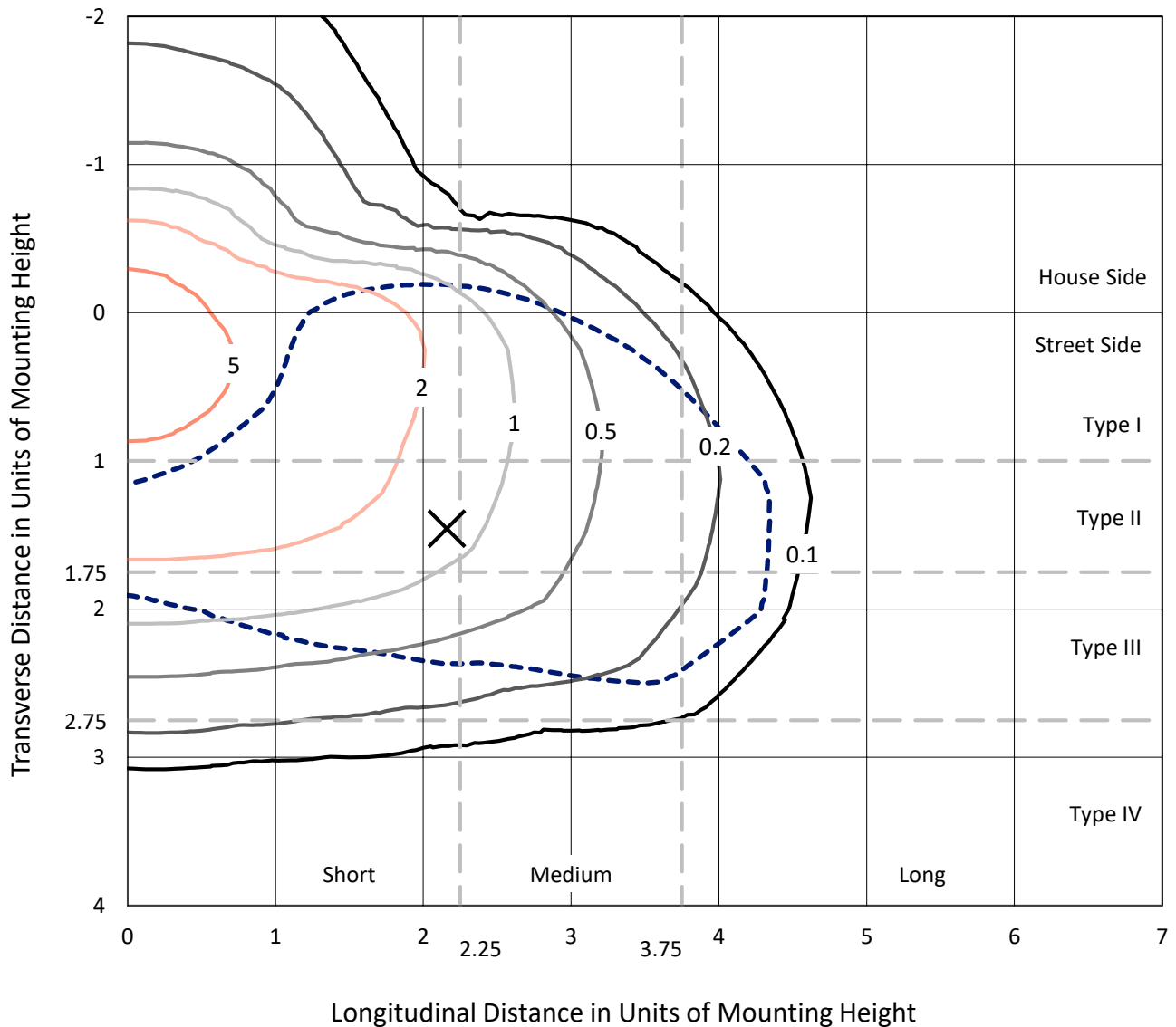
Input Watts (W): 257  
Input Voltage (V): NR  
Input Current (Ain): NR  
Voltage Rise (V): NR  
Power Factor: NR  
Total Harmonic Distortion (THDi): NR  
Frequency (hertz): 60  
Stabilization Time: NR  
Operation Time: NR  
Ambient Temperature (°C): NR  
Test Distance: 24 FT



REPORT NUMBER: P318512  
 CATALOG NUMBER: GLEON-SA8A-827-U-T3

### Iso-Footcandle Lines of Horizontal Illumination

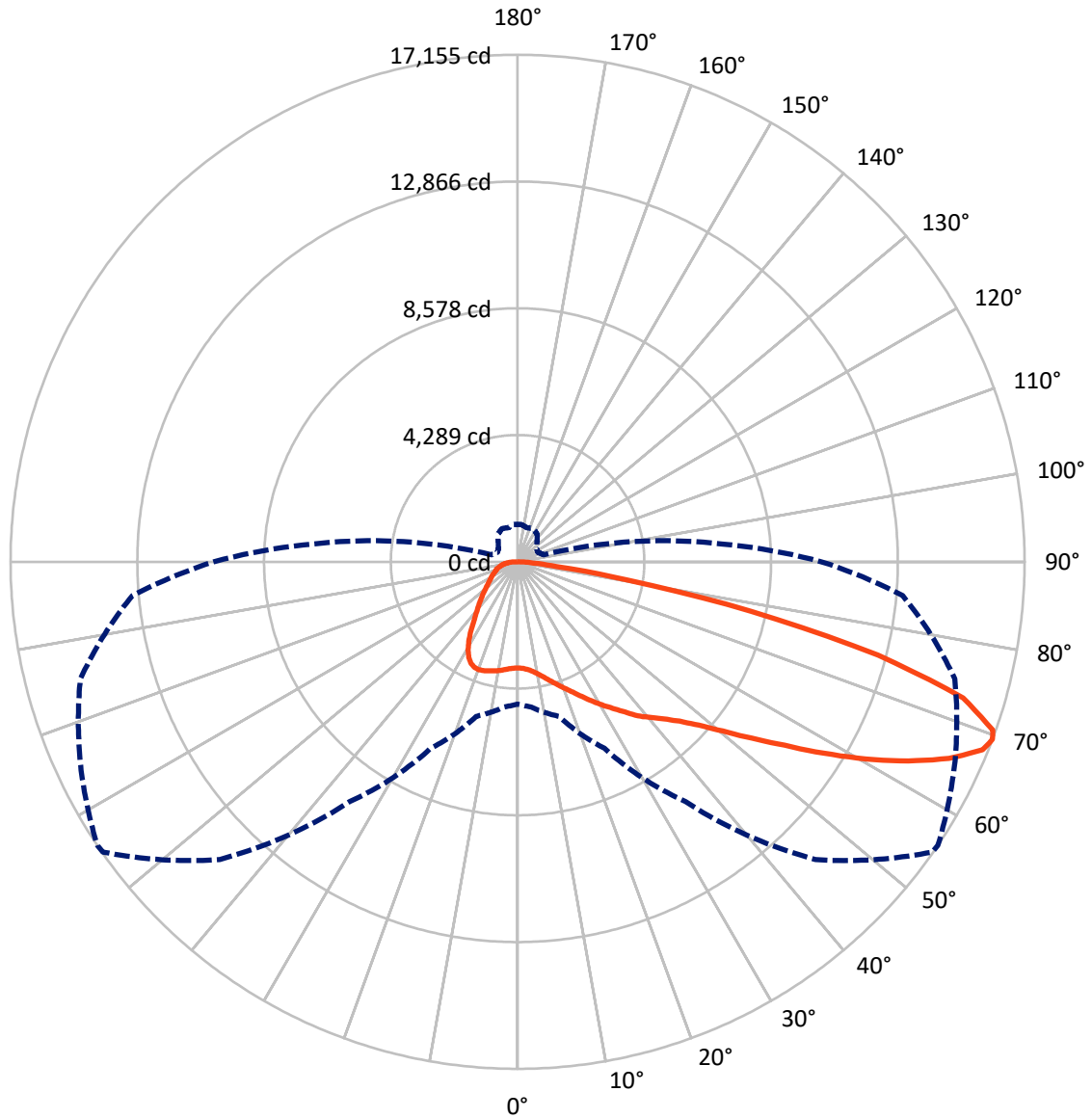
✕ Max cd  
 - - - 1/2 Max cd



Based on 25 foot mounting height. Maximum calculated value = 6.2 fc  
 Type III - Short - N/A

REPORT NUMBER: P318512  
CATALOG NUMBER: GLEON-SA8A-827-U-T3

### Luminous Intensity Polar Plot



— Vertical Plane Through 56-Deg Lateral      - - - Horizontal Cone Through 69-Deg Vertical

REPORT NUMBER: P318512  
 CATALOG NUMBER: GLEON-SA8A-827-U-T3

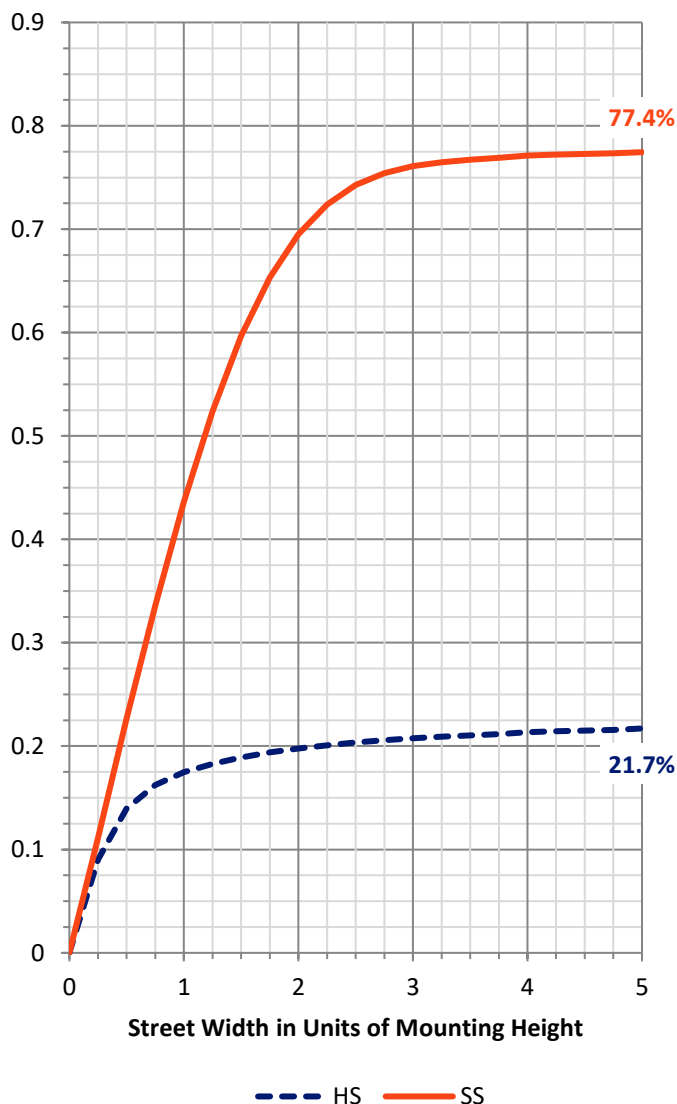
**FLUX DISTRIBUTION:**

		Downward	Upward	Total
<b>House Side</b>	Lumens	6116.0	0.0	6116.0
	% Fixture	22.3	0.0	22.3
<b>Street Side</b>	Lumens	21347.0	0.0	21347.0
	% Fixture	77.7	0.0	77.7
<b>Total</b>	Lumens	27463.0	0.0	27463.0
	% Fixture	100.0	0.0	100.0

**Coefficient of Utilization**

**ZONAL LUMENS:**

Zone	Lumens	% Fixture
0°-10°	352.6	1.3
10°-20°	1133.9	4.1
20°-30°	1979.4	7.2
30°-40°	2843.3	10.4
40°-50°	3935.0	14.3
50°-60°	5765.3	21.0
60°-70°	7029.0	25.6
70°-80°	3886.1	14.2
80°-90°	538.2	2.0
90°-100°	0.0	0.0
100°-110°	0.0	0.0
110°-120°	0.0	0.0
120°-130°	0.0	0.0
130°-140°	0.0	0.0
140°-150°	0.0	0.0
150°-160°	0.0	0.0
160°-170°	0.0	0.0
170°-180°	0.0	0.0
0°-90°	27463.0	100.0
0°-180°	27463.0	100.0

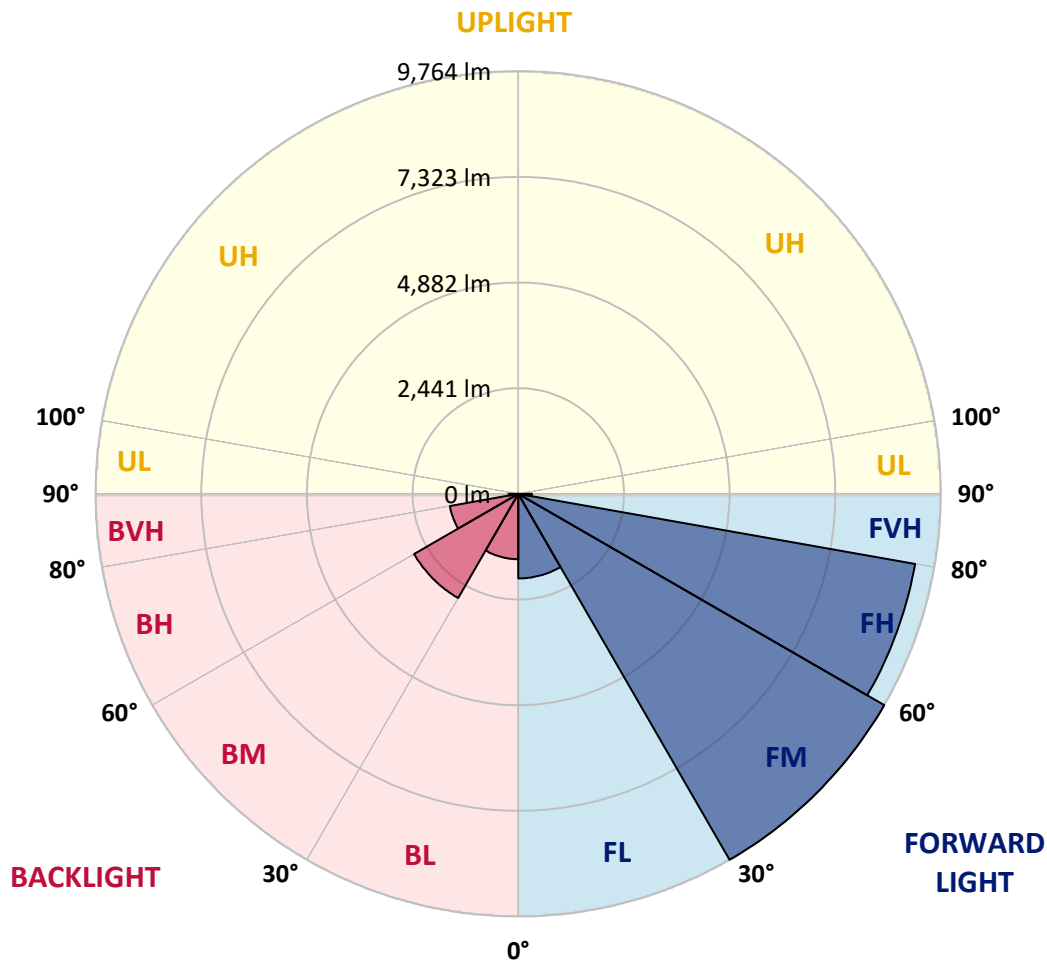


REPORT NUMBER: P318512  
 CATALOG NUMBER: GLEON-SA8A-827-U-T3

**LUMINAIRE CLASSIFICATION SYSTEM LUMEN TABLE AND BUG RATING:**

Zone	Lumens	% Fixture	Zone Rating/Lumen Limit		
			B	U	G
FL (0°-30°)	1954.6	7.1			
FM (30°-60°)	9764.1	35.6			
FH (60°-80°)	9311.3	33.9			G4/12000
FVH (80°-90°)	317.0	1.2			G3/500
BL (0°-30°)	1511.4	5.5	B3/2500		
BM (30°-60°)	2779.6	10.1	B3/5000		
BH (60°-80°)	1603.8	5.8	B3/2500		G3/2500
BVH (80°-90°)	221.2	0.8			G2/225
UL (90°-100°)	0.0	0.0		U0/0	
UH (100°-180°)	0.0	0.0		U0/0	

**BUG Rating: B3-U0-G4**  
 Type III Short





REPORT NUMBER: P318512

CATALOG NUMBER: GLEON-SA8A-827-U-T3

**CANDELA DISTRIBUTION (FULL):**

	0°	5°	15°	25°	35°	45°	55°	56°	65°	75°	85°
0°	3590.4	3590.4	3590.4	3590.4	3590.4	3590.4	3590.4	3590.4	3590.4	3590.4	3590.4
2.5°	3613.1	3616.9	3614.0	3621.6	3613.1	3618.8	3614.0	3614.0	3611.2	3602.7	3593.2
5°	3669.8	3677.4	3672.7	3680.3	3669.8	3671.7	3663.2	3663.2	3654.7	3636.7	3617.8
7.5°	3758.8	3767.3	3763.5	3771.1	3756.9	3756.9	3745.5	3744.6	3727.6	3698.2	3676.5
10°	3864.7	3876.1	3872.3	3883.7	3872.3	3876.1	3864.7	3864.7	3842.0	3800.4	3773.0
12.5°	4018.9	4033.1	4022.7	4021.8	4017.1	4024.6	4015.2	4013.3	3992.5	3935.7	3897.8
15°	4225.2	4240.3	4218.6	4216.7	4190.2	4187.4	4187.4	4184.5	4171.3	4103.1	4040.7
17.5°	4462.7	4467.4	4448.5	4418.2	4384.1	4362.4	4359.5	4367.1	4367.1	4287.6	4188.3
20°	4695.4	4703.9	4688.8	4654.7	4611.2	4579.0	4556.3	4571.5	4570.5	4475.9	4334.9
22.5°	4948.9	4968.8	4946.1	4902.6	4851.5	4815.5	4775.8	4789.1	4790.0	4673.6	4478.7
25°	5277.2	5259.3	5245.1	5183.6	5110.7	5073.8	5036.9	5050.2	5046.4	4886.5	4627.3
27.5°	5567.7	5571.5	5552.5	5487.3	5403.1	5321.7	5319.8	5328.3	5314.1	5107.9	4767.3
30°	5905.4	5907.3	5880.8	5822.2	5730.4	5625.4	5600.8	5615.0	5584.7	5317.9	4914.9
32.5°	6241.3	6250.8	6221.4	6150.5	6076.7	5949.0	5899.8	5909.2	5833.5	5532.7	5067.2
35°	6535.5	6548.8	6539.3	6492.0	6411.6	6301.8	6243.2	6237.5	6143.8	5795.7	5268.7
37.5°	6835.4	6847.7	6837.3	6797.6	6765.4	6649.1	6617.8	6617.8	6455.1	6064.4	5525.1
40°	7143.9	7162.8	7150.5	7095.6	7068.2	7015.2	6940.4	6922.5	6746.5	6387.0	5943.3
42.5°	7430.5	7455.1	7504.3	7472.1	7416.3	7423.9	7273.5	7264.0	7135.3	6863.8	6468.3
45°	7837.3	7873.3	7956.5	7931.9	7920.6	7879.0	7700.1	7691.6	7642.4	7505.3	7120.2
47.5°	8281.0	8330.2	8480.7	8485.4	8607.4	8528.9	8285.8	8256.4	8267.8	8273.5	7915.9
50°	8689.7	8743.7	8990.6	9107.0	9394.6	9411.6	9022.8	8996.3	9040.7	9171.3	8843.0
52.5°	9016.1	9084.3	9392.7	9752.2	10245.1	10385.1	9930.1	9910.2	9943.3	10168.5	9891.3
55°	9255.5	9329.3	9665.2	10319.8	11107.0	11353.9	10974.5	10955.6	10976.4	11263.1	11031.3
57.5°	9311.3	9329.3	9816.5	10702.1	11834.5	12427.7	12252.7	12214.8	12112.7	12362.4	12289.6
60°	9049.3	9121.2	9691.6	10836.4	12397.4	13486.4	13588.5	13541.2	13254.6	13458.9	13400.3
62.5°	8517.6	8646.2	9225.2	10632.0	12617.9	14351.1	14898.9	14842.1	14348.3	14480.7	14198.8
65°	7649.1	7703.9	8312.3	9927.2	12337.8	14904.5	16067.3	16038.9	15417.3	15210.1	14346.4
67.5°	6095.6	6198.7	6715.3	8454.2	11192.1	14839.3	16970.8	16967.9	16115.5	15480.7	13823.2
69°	4815.5	4922.5	5414.4	6964.1	9903.6	14242.3	17122.2	17155.3	16312.3	15316.1	13075.8
70°	3839.2	3963.1	4300.9	5865.7	8759.8	13455.2	16996.3	17055.9	16274.5	15044.6	12386.1
72.5°	1633.9	1734.2	1974.5	3023.7	5338.7	10047.4	15540.3	15765.5	15397.5	13769.2	10236.6
75°	713.3	744.6	853.4	1232.7	2369.9	5468.3	12174.2	12590.4	13165.7	11638.7	7625.4
77.5°	522.2	535.5	595.1	723.8	1063.4	2065.3	7828.8	8071.0	9494.9	8469.3	4677.4
80°	404.0	413.4	459.8	531.7	694.4	835.4	3570.5	3778.6	5338.7	4350.1	1948.0
82.5°	321.7	328.3	360.5	391.7	479.7	506.2	1185.4	1315.1	1970.7	1201.5	515.6
85°	299.0	306.5	317.9	285.7	307.5	297.1	512.8	536.4	595.1	472.1	215.7
87.5°	135.3	159.9	315.0	222.3	163.7	130.6	210.0	219.5	246.9	247.9	95.6
90°	0.0	0.0	0.0	0.0	0.0	0.0	0.0	0.0	0.0	0.0	0.0



REPORT NUMBER: P318512  
 CATALOG NUMBER: GLEON-SA8A-827-U-T3

**CANDELA DISTRIBUTION (continued):**

	90°	95°	105°	115°	125°	135°	145°	155°	165°	175°	180°
0°	3590.4	3590.4	3590.4	3590.4	3590.4	3590.4	3590.4	3590.4	3590.4	3590.4	3590.4
2.5°	3598.9	3596.1	3600.8	3589.4	3603.6	3602.7	3597.9	3599.8	3609.3	3608.3	3609.3
5°	3620.6	3618.8	3624.4	3615.9	3632.9	3638.6	3639.6	3648.1	3658.5	3661.3	3661.3
7.5°	3675.5	3675.5	3678.4	3667.0	3678.4	3677.4	3672.7	3681.2	3691.6	3692.6	3691.6
10°	3770.1	3771.1	3766.3	3737.0	3727.6	3702.0	3678.4	3679.3	3692.6	3703.0	3705.8
12.5°	3889.3	3885.6	3864.7	3810.8	3771.1	3719.0	3694.4	3693.5	3706.7	3715.3	3718.1
15°	4025.6	4015.2	3961.2	3873.3	3803.2	3752.2	3712.4	3703.0	3695.4	3685.9	3686.9
17.5°	4154.2	4130.6	4040.7	3918.7	3844.9	3776.8	3700.1	3638.6	3596.1	3571.5	3563.9
20°	4284.8	4238.4	4108.8	3961.2	3867.6	3743.6	3596.1	3471.2	3393.6	3357.6	3351.0
22.5°	4404.0	4329.3	4172.2	4005.7	3849.6	3632.0	3400.2	3218.6	3110.7	3062.5	3066.2
25°	4520.4	4416.3	4238.4	4036.9	3758.8	3435.2	3127.7	2904.5	2779.6	2725.7	2723.8
27.5°	4622.5	4504.3	4310.3	4011.4	3589.4	3155.2	2805.1	2587.5	2483.5	2437.1	2429.5
30°	4739.9	4615.0	4405.9	3913.9	3341.6	2831.6	2490.1	2336.8	2263.0	2216.7	2208.2
32.5°	4882.7	4765.4	4484.4	3737.0	3024.6	2493.9	2244.1	2137.2	2070.0	2018.0	2008.5
35°	5090.9	4964.1	4504.3	3483.5	2676.5	2227.1	2063.4	1953.7	1862.8	1795.7	1789.0
37.5°	5352.0	5212.9	4458.9	3155.2	2338.7	2053.9	1913.0	1777.7	1659.4	1564.8	1549.7
40°	5728.5	5518.5	4333.0	2776.7	2089.9	1920.5	1766.3	1612.1	1465.5	1354.8	1333.0
42.5°	6180.7	5877.0	4140.0	2400.2	1907.3	1785.3	1620.6	1429.5	1289.5	1211.0	1199.6
45°	6756.0	6249.8	3872.3	2071.0	1727.5	1650.0	1463.6	1287.6	1200.6	1142.9	1133.4
47.5°	7412.5	6668.0	3591.3	1803.2	1575.2	1523.2	1337.8	1224.2	1155.2	1109.8	1101.2
50°	8219.5	7140.1	3293.3	1583.7	1422.0	1370.9	1278.2	1189.2	1134.4	1099.3	1090.8
52.5°	9129.7	7672.7	3078.5	1410.6	1295.2	1258.3	1246.9	1170.3	1125.8	1099.3	1090.8
55°	10109.8	8214.8	2846.8	1264.9	1185.4	1195.8	1226.1	1172.2	1141.9	1109.8	1097.5
57.5°	11090.9	8774.9	2588.5	1141.9	1098.4	1149.5	1211.9	1176.0	1150.4	1119.2	1107.9
60°	11866.7	9129.7	2188.3	1038.8	1029.3	1098.4	1177.9	1147.6	1114.5	1115.4	1113.5
62.5°	12229.0	9110.8	1746.5	947.0	960.3	1029.3	1123.0	1103.1	1075.7	1112.6	1115.4
65°	12025.6	8656.6	1359.5	863.8	886.5	957.4	1066.2	1081.4	1090.8	1161.8	1171.2
67.5°	11172.3	7773.0	1053.0	790.9	819.3	908.2	1071.9	1177.9	1190.2	1264.9	1264.0
69°	10289.6	6944.2	914.9	753.1	786.2	920.5	1145.7	1239.4	1193.0	1272.5	1261.1
70°	9549.7	6288.6	841.1	727.5	771.1	942.3	1194.9	1238.4	1178.8	1246.9	1228.0
72.5°	7354.8	4524.2	713.3	680.2	720.0	901.6	1209.1	1211.0	1145.7	1158.9	1126.8
75°	5044.5	2859.1	622.5	615.9	642.4	812.7	1163.7	1157.1	1059.6	1040.7	1014.2
77.5°	2781.5	1452.2	528.9	554.4	572.4	720.0	1057.7	1048.3	967.8	928.1	918.6
80°	1072.9	635.8	446.5	492.9	504.3	623.5	927.2	918.6	851.5	800.4	786.2
82.5°	404.9	333.0	369.0	426.7	422.9	514.7	785.2	780.5	715.2	640.5	617.8
85°	187.3	199.6	292.3	351.9	324.5	381.3	628.2	636.7	557.2	468.3	468.3
87.5°	79.5	111.6	207.2	265.8	218.5	257.3	460.7	439.9	404.0	280.0	263.0
90°	0.0	0.0	0.0	0.0	0.0	0.0	0.0	0.0	0.0	0.0	0.0

(END OF REPORT)